



ALEXANDRIA

Windows & Doors



The best quality product for the best price...guaranteed!

www.AlexandriaWD.com

"I love our windows! I have noticed our air conditioner hasn't needed to run in hours. These windows are really energy efficient!"

- Joyce M.



Our windows:

- * Exceed Energy Star standards
- * Have a U-Factor of 0.23 or better
- * Are 100% uPVC powder compound, the strongest on the market
- * Have no lead, metal or wood enhancements
- * Have the most air chambers in the market for the best noise cancellation and superior thermal efficiency
- * Are fusion welded corners for increased durability
- * Are double strength dual pane glass - made with Cardinal glass, the worlds largest glass manufacturer
- * Have an exclusive super spacer technology, the best window seal on the market
- * Include full frame installation or retro-fit installation
- * Are MAINTENANCE FREE FOR LIFE!



**Lifetime
Warranty
and
Guarantee**
*on any
window replacement!*

Why you should get our **FULL FRAME INSTALL**

Alexandria Windows are made from exclusive, 100% uPVC powder compound that is entirely lead-free. This special compound gives the system a better resistance to impact and discoloration. The windows are maintenance-free and will not crack, blister or warp.

Highest number of internal air chambers (outstanding insulation and sound abatement); as well as thermal efficiency and increased sturdiness.

Jamb Extension

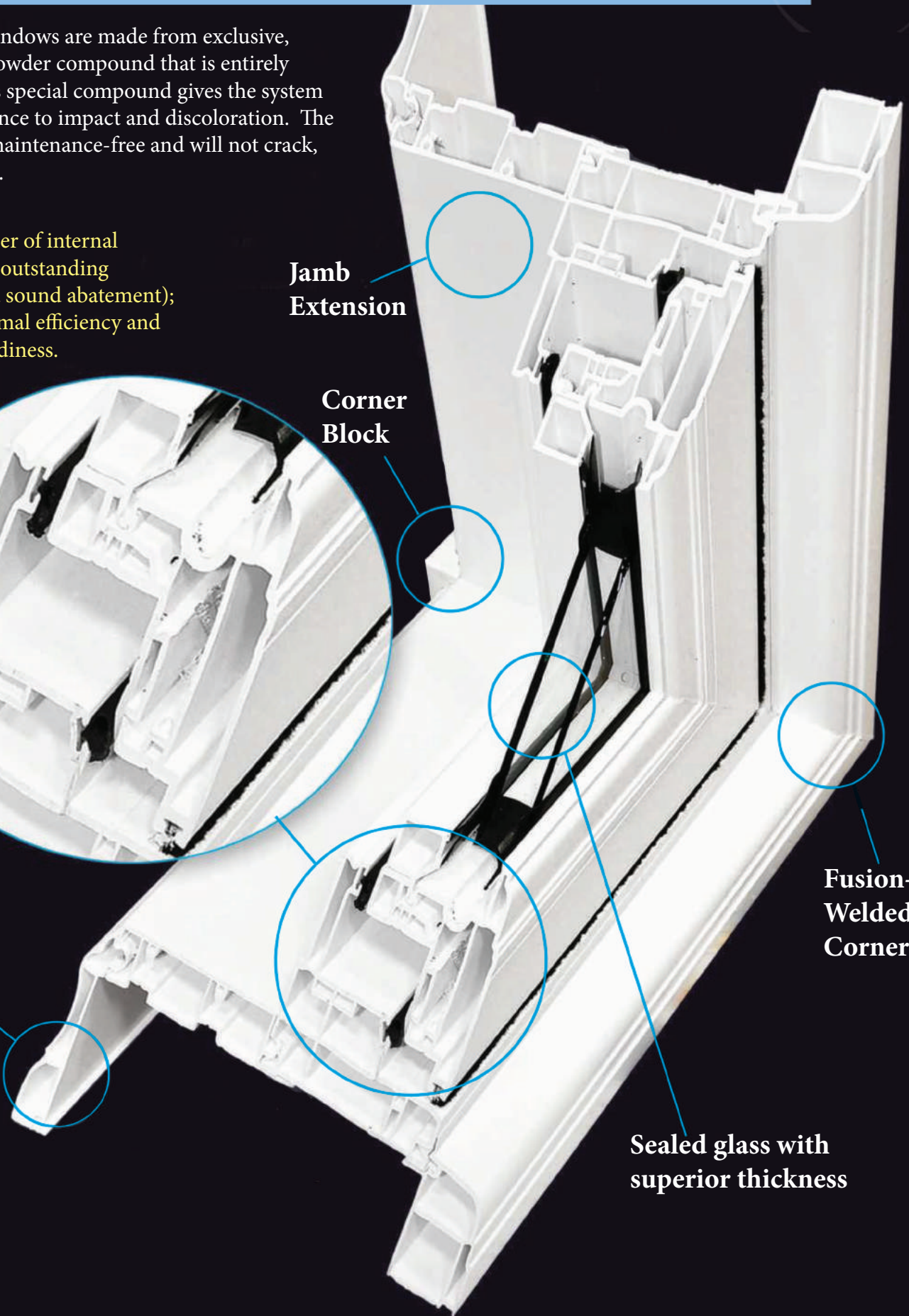

Corner Block

Fusion-Welded Corners

Sealed glass with superior thickness

Inside Trim

**NO METAL
or WOOD
enhancements!**



ANY STYLE OPENING, **SAME GREAT PRICE!**



Casement



Awning



Double / Single Hung



Picture / Fixed Casement



Double / Single Slider



Specialty Shapes



Bay / Bow / Garden

Window Grill Options



Colonial



Prairie



Grills Between Dual Pane

THE FACTS ON ENERGY EFFICIENCY

LOW-E COATED WINDOWS
CAN REFLECT UP TO
96%
OF HEAT AND LIGHT ENERGY

LOW-E COATED WINDOWS
CAN STOP APPROXIMATELY
40%
OF UV PENETRATION

HEATING ACCOUNTS FOR
60%
OF ENERGY USE IN THE AVERAGE
NORTHERN AMERICAN HOME

UP TO
25%
OF A HOME'S TOTAL HEAT LOSS
IS DUE TO WINDOWS

USING ARGON GAS
CAN IMPROVE INSULATION
BY APPROXIMATELY
30%
COMPARED TO AIR

***Customize your
windows the way
you want them.***

Choose from:

- * Many colors
 - * Thickness of glass
 - * Protection coatings
 - * Interior finishing
 - * Exterior finishing
- Plus many more!***





Casement

Casement windows offer a broad, unobstructed view as well as an excellent air flow. Alexandria's classic white vinyl frame complements any home's decor. Highly weather-tight, due to our state-of-the-art triple-seal technology. Swings open to a full 90° for easy cleaning from the inside of your home.

Did you know?

With Alexandria Windows, you can save up to 25% on energy costs, depending on how many windows you have replaced in your home?



Awning

Alexandria's awning window can be installed as a stand-alone to create a dramatic effect. They can also be used in combination with our fixed windows to build a truly graceful picture window. Our awning windows have the same energy-saving properties as our casement windows.

Highest energy efficient windows in Michigan!

We exceed the expectations of the federal energy saving standards. We provide our customers with windows at a U-Factor of 0.23 for our standard window, and 0.18 for our upgraded window.



Double Hung

The classic window style found in many areas in most homes. Made more elegant by Alexandria's tasteful design touches. Efficient spiral sash balance system holds each sash in place securely in any position, letting you clean the exterior from the inside. Full size screens allow for ventilation from top to bottom.

Did you know?

With Alexandria Windows, you can save up to 25% on energy costs, depending on how many windows you have replaced in your home?



Double Slider

The ideal choice for areas of the home that require excellent ventilation. Innovative insta-lock shoe lets sash glide the full length of the window smoothly and securely. Cleaning from inside is a breeze, as both sashes swing in for cleaning. Comes with full-length screen.

Need protection from harmful UV Rays?

Our double coating on our glass is standard with our windows, this will protect your home for up to 80% of harmful UV rays. Our triple coating can protect your home up to 95% of harmful UV rays.



Single Hung

Popular and practical windows that are more visually appealing through Alexandria's clean, classic styling, durable and energy-efficient vinyl. These have the same spiral sash balance system as double hung models, which lets you safely clean both sides of the glass from the inside. It comes with a half size screen.





Single Slider

The window that is most used by builders, due to how affordable it is. This style is manufactured by Alexandria for maximum elegance and energy efficiency. Our insta-lock shoe allows sash to slide effortlessly to let fresh air in and simplify cleaning. It comes with a half screen.



Did you know?

We don't have to enhance our windows with metals or wood. Metals and wood can make the material extend and contract, this can cause damage to the window. That can also break the seal, making you purchase windows again.



End Vent

End Vent is an often-selected option when a sliding window is preferred but the opening is wider than 72". It is also the window of choice in new construction when the builder wants to achieve the look of a casement window combination at a more economical price. The End Vent slider has operating sashes at either end that can be tilted in for easy cleaning from inside of your home.



How thick do you need your glass?

Most industry standard glass pane thickness is 1/8 of an inch. Alexandria Windows are of 3/16", and can be even thicker for your home's preference.



Picture

Alexandria offers you maximum versatility in window design through customized picture window frame shapes. Our picture models can function as stand-alone windows or can be used in combination with our fixed, casement, double-hung, or side-slider windows.



Fixed

Non-opening, fixed windows are the ideal solution when you wish to create a broad expanse of window in your home. In other words, it creates a high profile - a large mid-section and two vertical side sections allow a panoramic view while providing a sturdy frame. Alexandria fixed windows offer all the features and craftsmanship found in our models.

Did you know?

Industry standard windows are not made for Michigan. They cater to hotter climates that are not as humid; and they only meet the minimum energy star requirements. Alexandria strives for windows that exceed energy star requirements.

Why Our Super Spacer is the Most Effective

in the Windows Industry

The Product

Warm edge technology is more than just a low-conductive product that helps make windows more thermally efficient. The warm edge spacer is the actual seal that keeps the glass package in windows.

There are two types of insulating glass systems on the market today: Single seal and Dual seal systems. Single seal units are constructed of only one type of sealant, which is called upon to perform double-duty. Not only must the sealant retard the infiltration of moisture vapor, but it must also hold the unit together under a wide variety of both high and low temperatures while withstanding the effects of high humidity and ultraviolet exposure.

Dual seal unit is constructed using a combination of a sealant that functions mainly as a high-strength adhesive and a second sealant, which is used primarily as a moisture vapor seal.

Super Spacer


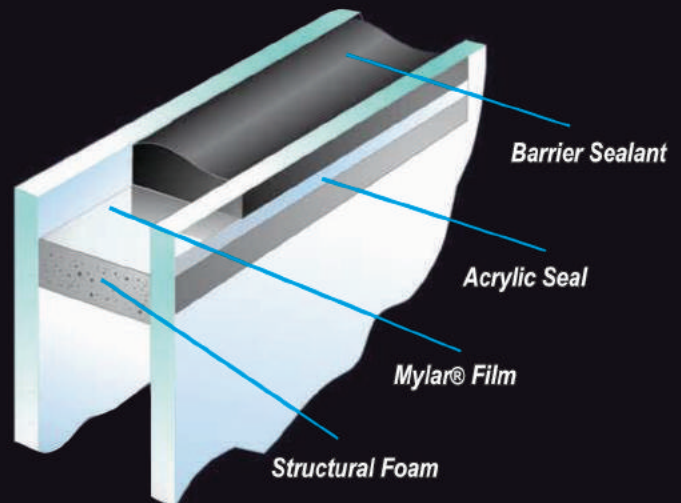
A Super Spacer is a Dual seal insulating glass system. This NO-METAL, structural foam spacer clearly resists condensation, reduces energy costs, provides long-life durability and adds both comfort and value to your windows.

*Protect your most precious possessions choose Health Smart Windows for your home and family.

Our Super Spacer is the winning choice for the industry's most durable insulating glass units!

Super Spacer

Reverses dual seal construction



Glass Options

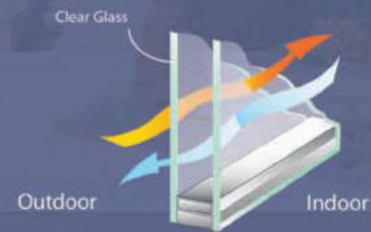
How your glass can affect your energy efficiency of your home



Clear Glass

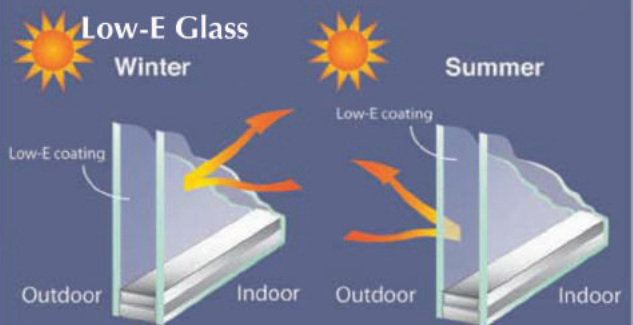
Clear Glass unit provides more efficiency on noise protection than single pane glass. A clear glass unit allows heat and cold air from both the inside and outside to pass through without resistance.

Clear Glass



Low-E Glass


In winter, Low-E glass reduces heat loss to the cold outdoors by dramatically reducing radiant heat transfer and reflecting interior heat back into the room. It allows more of the sun's rays to enter a home as solar energy to be converted into usable heat. As in winter, the same effect of keeping interior heat inside, and in summer it helps to reduce the flow of hot outside air into the cooler interior. Therefore, it helps to lower your energy cost all year long. Low-E glass also reduces transmission of the sun's UV ray which is the leading cause of premature fading and degradation of Fabrics and carpeting.



Triple Glass

Triple pane glass windows are the most energy efficient models in the market, due to the extra pane of glass, insulating glasses help keep cold air outside and warm air in, or vice versa. Special coatings are often applied to the windows to enhance their energy efficiency by eliminating solar gain.

Triple Glass



Our Glass is the Best, and We Can Prove It

IG TYPE AND COATING	OUTSIDE TEMP °F/°C	
	-20°F VERY COLD OUTSIDE INSIDE TEMP	20°F COLD OUTSIDE INSIDE TEMP
Single-pane, Clear	0°	31°
Double-pane, Clear	37°	51°
Ordinary low-e (air fill)	46°	57°
LoE ² -272/270 (air fill)	49°	58°
LoE ² -272/270 (argon fill)	52°	60°

What Competitors Use



U-Factor = 0.27

Stops ONLY 71% of
Harmful UV & Infrared Energy



See the difference with Alexandria's quality!



Alexandria's Standard

U-Factor = 0.23

- High Performance Value Priced
- XL Warm Edge Technology
- Good in Shaded Areas & Porches
- Stops 80% of Harmful UV and Infrared Energy

Lo-E 272 Glass delivers year-round comfort, reflecting an intermediate level of heat back into the room in winter and rejecting the sun's heat and uv rays in summer. This product's patented coating provides clarity and high-performance low-solar control, reducing window heat gain. Blocking up to 80% of the sun's damaging rays.



Alexandria's Exclusive Upgrade

U-Factor = 0.18

- Most Advanced Lo-E in the Market
- Spectrally Smart Glass Slashes Utility Costs
- Very Bright & Clear With Superior Efficiency
- Highly Effective in Direct Sunlight
- Stops 95% of Harmful UV and Infrared Energy


Lo-E 366 is the ultimate performance glass, providing the highest level of year-round comfort and greatest energy savings. Its patented coating offers an ideal balance of solar control and high visibility. Blocking up to 95% of the sun's damaging rays, Lo-E 366 glass sets a new standard in energy performance.

*"Our windows keep so much heat in during the winter!
Buying Alexandria's windows for our home was one of the
best decisions we ever made!"* - Randy D.

Interior Finishing Options



- Vinyl package with contemporary rosettes



- Wood package



- Vinyl package with wood stain option



- Vinyl package with classic rosettes

Exterior Finishing Options



- Combination of fixed and casement windows with 1-1/4" brick molding

- Double hung window with 5/8" brick molding



Privacy Glass
Available in four styles!

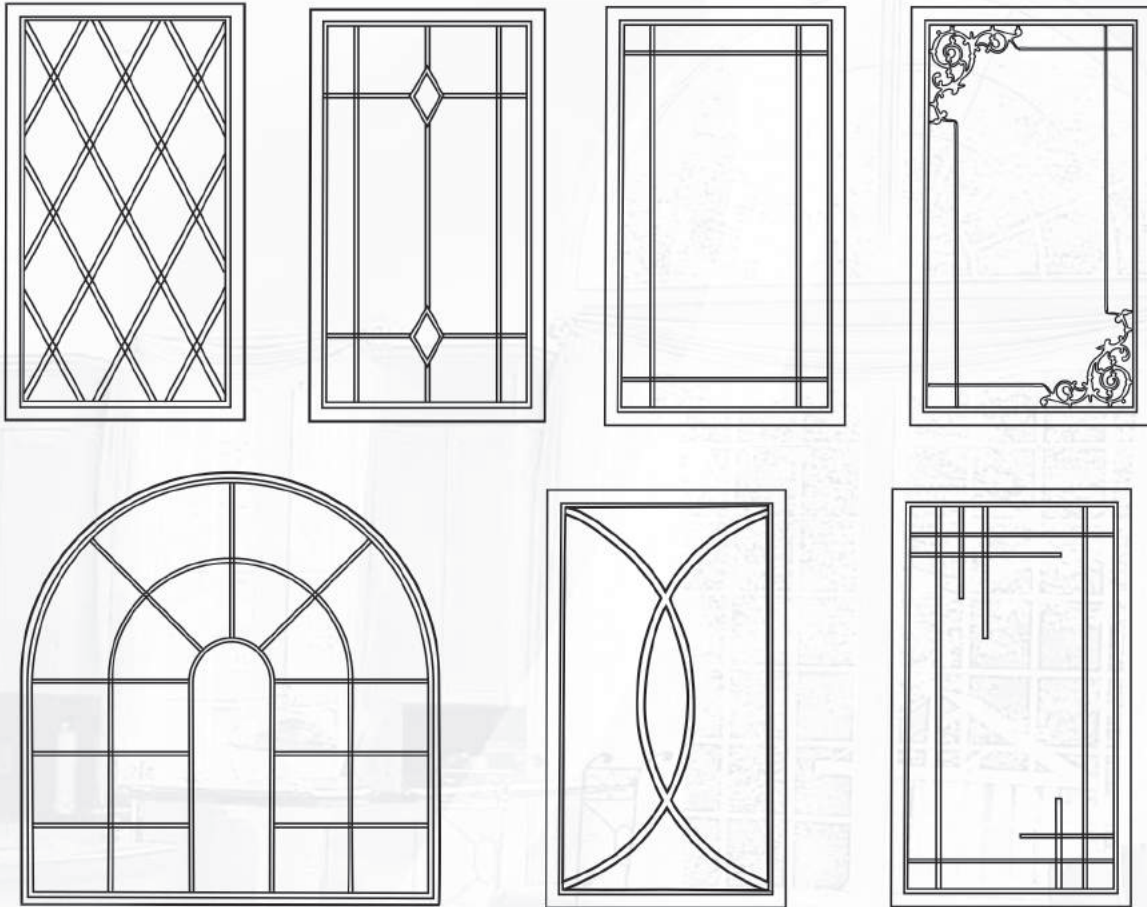


- Combination of windows with 2" brick molding



- Single slider window with 1-1/4" brick molding

Different Grids and Specialty Shapes

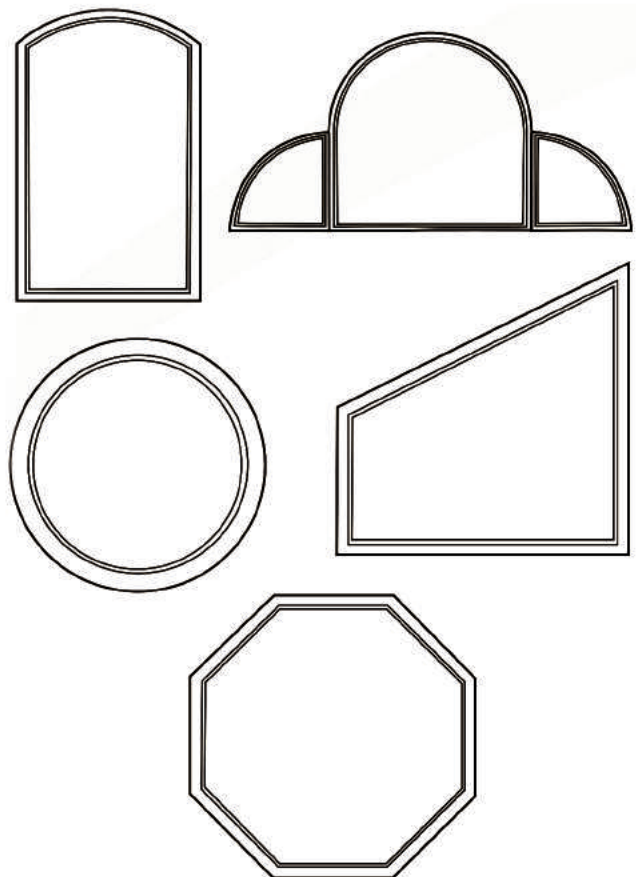



Window Grids

The use of creative window grids can make standard window look extraordinary special. Today's homeowners prefer the look of internal grids in their windows to complement the architectural style of their home. Internal Grids, inside the insulated glass unit, add style and eliminate cleaning. We provide a wide selection of patterns, finishing and colors to choose from.

Specialty Shapes


Specialty Shapes can make your home look more unique and special. It comes in different shapes, from styles like Half-Round to Octagon. Every product is custom made to the exact sizes specified.





Colors, Colors, and More Colors!

*Customize your windows with colors
that won't fade over the years*



Our Manufacturer



One of the largest
manufacturers
of windows!

Sliding Glass Doors

See how Alexandria Windows and Doors differs from our competitors

"Got my sliding glass door within 4 weeks, other competitors told me 2-3 months. I couldn't wait that long."

-Jessica R.

"I love my sliding glass doors, they feel warm in the winter and cool in the summer. They really help protect my wood floors from harmful UV rays."

-Sandy K.

"Elegant, Great Quality, Great Price!"

- Mathew D.

Alexandria's Patio Doors

it's the perfect balance of performance, reliability, value, and longevity! Every detail has been considered in designing and manufacturing a stylish patio door with not just remarkable craftsmanship; but true value in its beauty, and in the many new and unique features. In the ability to please today's demanding customers and their need for versatility and affordability. For those who seek a long-lasting product with excellent design features.

Versatility

Our advanced manufacturing processes ensures our patio door's fit, finish, and function exceed the industry's highest standards for quality and durability. With energy savings, the superior insulation eliminates water and air infiltration between frame and panels.

Decorative Glass Options



Performance Rating

A3	B4	C3
AAMA/WDMA/CSA101/1.S.2/A440-08		
Test report available upon request		




Performance

Some of the most skilled and experienced craftsman make our products with such overwhelming pride. They ensure your satisfaction when you receive the all multi-chamber profile design, full perimeter double and triple weather stripping, removable panel support, premium sealant, anodized aluminum tracks, zinc-plated, double tandem wheels with sealed bearings and extruded aluminum screen. Everyone at Alexandria Windows and Doors share only one goal: "... providing customers with not only the highest quality, longestlasting, easy-to-use doors, but also highest value products, available anywhere.



Corner Cross Section




Vinyl Header



Kick Lock

Handle Options Euro Lock Set 9700



Twin Point Lock/White

Single Lock/White



Brushed Chrome

Black Nickel

Roller Options



Metal

Nylon

Grill Bar Options



Georgian

Flat Bar

Square Pencil



Mini Blind



Brass



Bright Chrome



Antique Brass

ENTRY DOORS



Luxury without the high cost

Customize your entry door with rich colors and nice textures for maximum satisfaction.



EXAMPLES OF GLASS AND PANEL PLACEMENTS



CUSTOMIZE YOUR DOOR

Steel Door/Fiberglass Door

Choose your accessories

Stained Glass

Textured Glass

Grills

Venting Units

BEST QUALITY

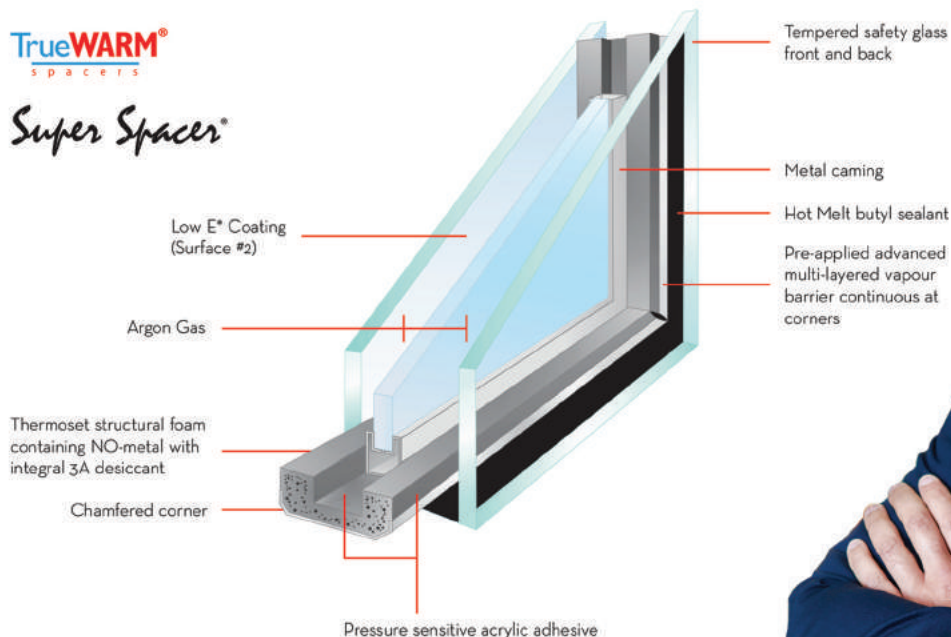
Don't over pay for what you want.

We don't compromise on quality,
and you get a great door!

OVER 50 COLORS and STAINS to choose from!

TrueWARM®
spacers

Super Spacer®



































PAINTING PROCESS


We use the same paints as the automotive industry. It is chemically pre-treated, painted electro-statically, then cured in an oven.

Products to be painted at Alexandria are carefully inspected and all surfaces are prepped to remove any imperfections resulting from the manufacturing and handling processes. All painted products first receive a coat of primer specifically formulated for compatibility and adhesion with our paints. We use the highest quality paints available. We offer over 40 pre-mixed colours designed to blend with and compliment stock colors of other building industry products such as siding and windows. If you do not find the color you are looking for in our stock colors, simply submit a color sample and we will create a custom color blend for you.



OTHER ENTRY DOOR AND SIDELITE CHOICES

DOOR	SIDELITE OPTIONS	DOOR	SIDELITE OPTIONS
 0718	 0836 0764	 2080 or 2280	 0880
 0836x2	 0836 0764	 2208	 0836 0764
 2036 or 2236	 0836 0764	 2215	 0764
 0848x2	 0848 0764	 2515	 0764
 2248	 0848 0764	 0842RD	 0764
 0764x2	 0764	 1842OV	 0764
 2064 or 2264	 0764	 2210C	 0836 0764
 0880x2	 0880	 2210SB	 0836 0764

 Indicates an 8-foot High Entrance

Storm Doors available as well.



Customize your Door *with Style*




AVAILABLE COLORS


								
IVORY CREAM	GENTEK SANDLEWOOD	WICKER	PEBBLE	MAXDOR SANDLEWOOD	CHARCOAL	SLATE GREY	WEDGEWOOD BLUE	FOREST GREEN
								
COLONIAL RED	AZTEK RED	BURGUNDY	CHOCOLATE BROWN	MAXDOR CHESTNUT	COMMERCIAL BROWN	GENTEK BROWN	BLACK	



Technology for a more secure locking system



01 = Satin Chrome, 02 = Polished Chrome, 03 = Polished Brass, 04 = Antique Brass, 05 = Oil Rubbed Bronze, 11 = Satin Nickel, 25 = Dark Bronze, 28 = Pewter



SIMPLY CLOSE THE DOOR

European technology in a North American lock.

By simply closing the door the upper and lower 3/4" (20 mm) latchbolts will instantly engage.

By turning the key from outside or the knob from inside it will engage the 1" central deadbolt and block the top and bottom latchbolts to become a **3-deadbolts locking system**.

- 20 mm tempered steel latches engage behind the strik-plate and prevent the door from warping.
- No lifting of the handle to engage locking points.
- 90 degree thumb-turn to engage deadbolt function.
- the tapered latches always engage the keepers upon closing of the door.
- The top and bottom locking points:
 - *Give more security
 - *Give better weather sealing performance
 - *help reduce door war-page
- High grad 16 mm Stainless Steel faceplate for higher corrosion resistance.
- Radiused ends on faceplate for a clean look and easy installation.
- Available for standard and 8 foot doors, in 45, 50 and 60 mm baskets.

Salem

New Gripset Handle Designed Especially for Automatic Lock

- Quality solid forged brass
- Non-handed
- Easily converts to inactive handle
- Easy to install
- Weather proof gasket



Berkeley

New Gripset Handle Designed Especially for Automatic Lock

- Quality solid forged brass
- Non-handed
- Easily converts to inactive handle
- Easy to install
- Weather proof gasket



Ask your sales rep for more handle choices.



www.AlexandriaWD.com